

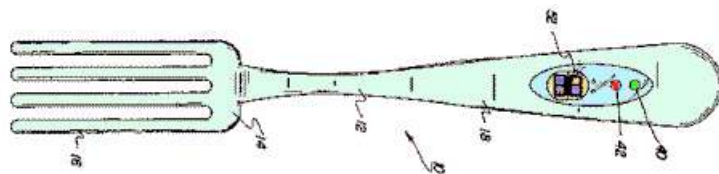
발명소개광장(11) - 알람 포크

공개번호	US Patent 5,421,089 Issued / 1995
제 목	Fork with Timer
출원인	Nicole M. Dubus; Susan Springfield

발 명 요 약

The rules : you can only eat when your fork gives you the green light. That's right, once you are shoveled some food into your mouth, the fork sensors cue the fork to emit a red light. And you know what that means, STOP! Now wait, tick, tick, tick, tick? ding! Green light, take a bite.

식사를 정말로 빨리 하시는 분들에게 희소식(?). 포크에 타이머가 달려 있어서 정해진 시간내에 식사를 진행할 수 있도록 한 발명품이 개발되었습니다. 우리나라에서는 젓가락에 이런 장치가 있어야 하는 것이 아닌가(?) 아무튼 실용성이 있을까?





US005421089A

United States Patent [19]

[11] Patent Number: **5,421,089**

Dubus et al.

[45] Date of Patent: **Jun. 6, 1995**

[54] **FORK WITH TIMER**

Primary Examiner—Hwei Siu Payer

[76] Inventors: **Nicole M. Dubus; Susan Springfield,**
both of 132 Castillion Ter., Santa
Cruz, Calif. 95060

[57] **ABSTRACT**

[21] Appl. No.: **249,191**

A fork with timer comprising a fork having a head, a plurality of spaced tines extended from the head, and a handle extended from the head remote from the tines; timer circuitry connected to the handle of the fork and adapted for providing a cue after an elapsed period of time for indicating to user that another bite of food using the fork may be taken; a replaceable power source connected to the fork and coupled to the timer circuitry with the power source adapted for energizing the timer circuitry; and a switch connected to the fork and coupled between the power source and the timer circuitry with the switch having one orientation for energizing the timer circuitry and another orientation for de-energizing the timer circuitry.

[22] Filed: **May 26, 1994**

[51] Int. Cl.⁶ **A47J 43/28**

[52] U.S. Cl. **30/142; 30/322**

[58] Field of Search **30/123, 142, 324, 137,**
30/147, 148, 149, 150, 322; 446/81, 175

[56] **References Cited**

U.S. PATENT DOCUMENTS

4,207,673	6/1980	DiGirolamo et al.	30/142
4,914,819	4/1990	Ash	30/147
5,075,970	12/1991	Albert	30/123
5,189,793	3/1993	Ratzon et al.	30/123

4 Claims, 3 Drawing Sheets

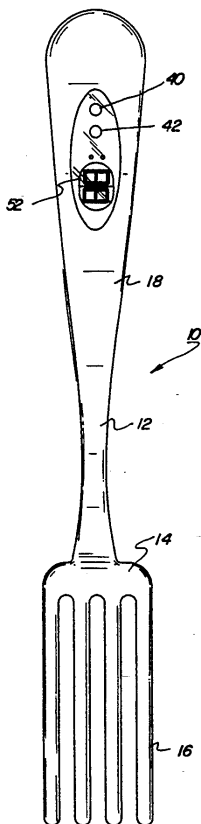


Fig. 1

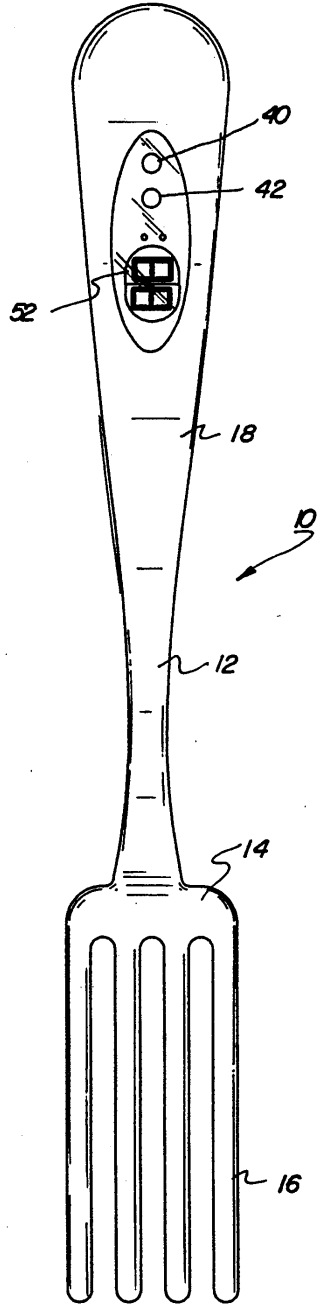
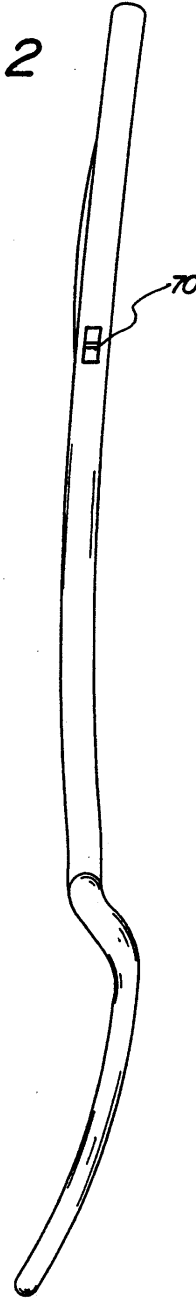


Fig. 2



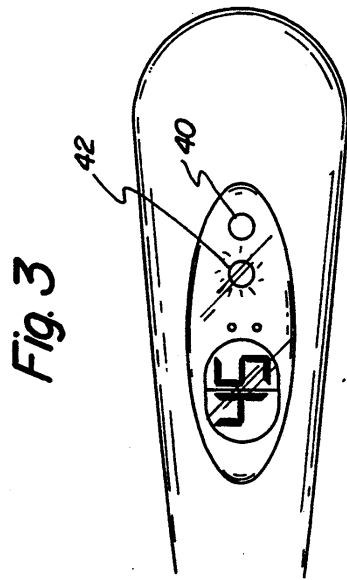
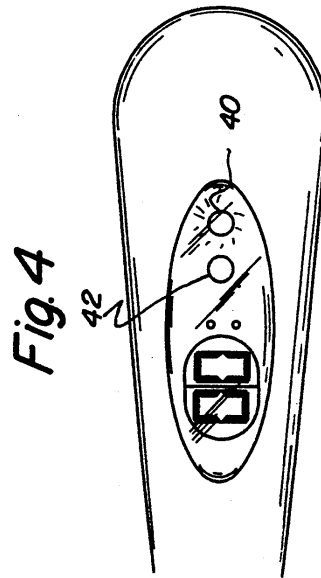
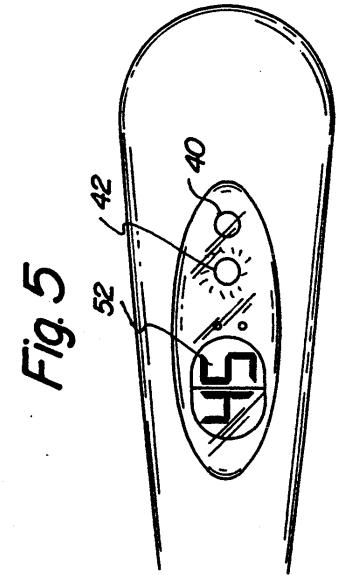


Fig. 6

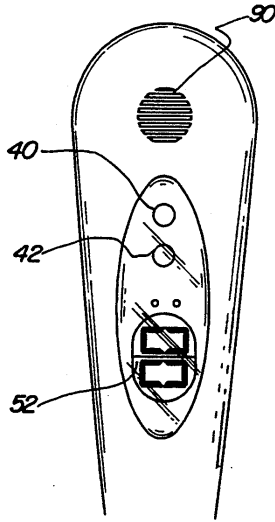


Fig. 7

